

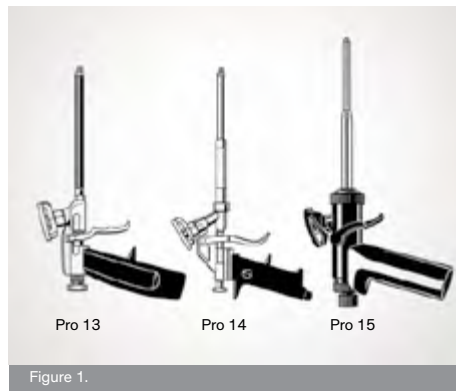


GREAT STUFF PRO™ Wall & Floor Adhesive

GREAT STUFF PRO™ Wall & Floor Adhesive is a heavy-duty adhesive specially formulated to bond subfloors, drywall, paneling, foam panels and most construction materials. Different from traditional adhesives because of its excellent bonding power on dry, damp and even frozen lumber, GREAT STUFF PRO™ Wall & Floor Adhesive provides a fast-grab tack and long-term high-strength bond. It bonds to lumber, plywood, particle board, masonry, drywall, concrete and foam panels. It is an ideal choice for anchoring, joining and stabilizing insulated concrete forms and structural insulated panels. GREAT STUFF PRO™ Gaps & Cracks Insulating Foam Sealant can be used to seal gaps in the forms and prevent concrete leakage during the pouring stage.

Materials Checklist

- GREAT STUFF PRO™ Wall & Floor Adhesive
- PRO Series foam dispensing guns (Figure 1)
- Protective wear, including goggles, gloves and proper clothing
- Dry cloth, putty knife or paint scraper
- GREAT STUFF PRO™ Gun Cleaner, acetone, or other adhesive remover



Safety and Conditions of Use

- Read the label and Material Safety Data Sheet carefully before use.
- GREAT STUFF PRO™ Wall & Floor Adhesive contains isocyanate and a flammable blowing agent. Vapor may travel to other rooms. Ensure adequate ventilation. Shut off all pilot lights and extinguish open flames; eliminate all sources of ignition before use. Do not smoke or use lighters or matches while dispensing foam.
- Do not breathe vapor or mist. Use in well-ventilated areas or wear proper respiratory protection. Isocyanate is irritating to the eyes, skin and respiratory system, and may cause sensitization by inhalation or skin contact.
- GREAT STUFF PRO™ Wall & Floor Adhesive is very sticky and will adhere to most surfaces and skin. Do not get foam on skin. Wear gloves, and goggles or safety glasses. Cured foam must be mechanically removed or allowed to wear off in time.

- The contents are under pressure. The can may burst if left in areas susceptible to high temperatures, such as motor vehicles, or near radiators, stoves or other sources of heat. Do not place can in hot water. Do not puncture, incinerate or store at temperatures above 120°F (149°C).
- GREAT STUFF PRO™ Wall & Floor Adhesive should not be used around heaters, furnaces, fireplaces, recessed lighting fixtures or other applications where the foam may come in contact with heat-conducting surfaces. GREAT STUFF PRO™ foam will burn if exposed to open flame or sparks from high energy sources, and it will start to thermally degrade if exposed to temperatures above 240°F (116°C) for long periods of time.

Preparation

1. Remove all contaminants (water, oil, dust, dirt, debris or other loose materials or release agents) that may affect the adhesion between the substrates. If in doubt, conduct an adhesion test, waiting at least one hour to assess the bond.
2. If the surface area has been previously painted, scrape away all loose or poorly adhered paint and sand or thoroughly roughen the surface. Conduct an adhesion test if any previously painted surfaces are to be bonded.
3. Whenever possible, allow any concrete or masonry substrates to completely cure before bonding.

4. Shake can vigorously for one minute before dispensing or between uses.
5. Invert can and screw foam dispensing gun firmly onto valve as shown in Figure 2. Screw until finger-tight; do not overtighten (Figure 3).



Figure 2.

TIP

Using grease or petroleum jelly in the adapter of the gun can reduce possibility of foam gluing the can on the gun.

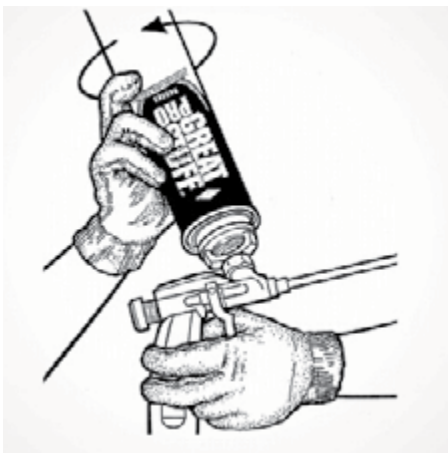


Figure 3.

6. When changing cans, tighten the flow control knob before removing the empty can (Figure 4). Use GREAT STUFF PRO™ Gun Cleaner to remove any residual foam from the attachment area before attaching fresh can. Always replace can immediately. Press the trigger to fill the foam dispensing gun with adhesive.
7. Dispense adhesive for 3–6 seconds to purge air from gun.



Figure 4.

8. To control size of adhesive bead, squeeze trigger on the foam dispensing gun or adjust the flow control knob on the back of the gun (Figure 5).



Figure 5.

Application

1. Keeping can inverted, apply a 1/2" (13 mm) bead of adhesive the full length of each stud or joist (Figures 6 and 7).

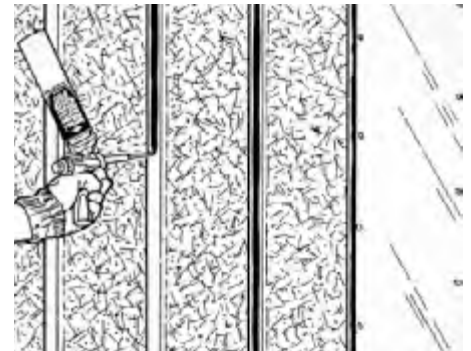


Figure 6.

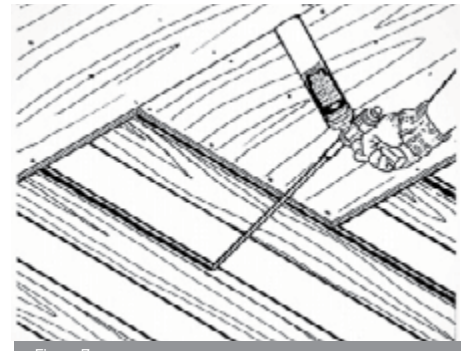


Figure 7.

TIP

Apply adhesive in a continuous bead, with no voids or breaks, to achieve an effective bond.

2. Wherever sheet materials butt together along sistered studs or joists, dispense two 1/2" (13 mm) beads side by side or one 1/2" (13 mm) bead in a zigzag pattern the full length of the sistered studs or joists (Figures 8 and 9).
3. Clean foam dispensing gun periodically by rubbing the nozzle on soft wood to free it from adhesive. Do not use a sharp object to clean foam dispensing gun. Use a solvent cleaner such as GREAT STUFF PRO™ Gun Cleaner between extended periods of non-use
4. Adhere substrates within 10 minutes of dispensing adhesive. If the applied bead has skinned over, scrape it off and apply a new bead.

5. Mechanical fasteners must be installed soon after adhesive application in all cases. Assemblies must be compressed to enable GREAT STUFF PRO™ Wall & Floor Adhesive to aggressively bond to the materials. Mechanical fasteners should be installed within 15 minutes after applying for best bond.

NOTE: GREAT STUFF PRO™ Wall & Floor Adhesive reaches initial bond within two hours, and is fully cured in about seven days. Cure times will be shorter at higher temperature and humidity, and longer at lower temperature and humidity.

TIP

Never leave a foam dispensing gun without a can of adhesive attached unless it has been thoroughly cleaned with GREAT STUFF PRO™ Gun Cleaner.

Cleanup

- Excess adhesive can be cleaned from the substrate while still uncured using a dry cloth, putty knife or paint scraper. Uncured adhesive can be removed with GREAT STUFF PRO™ Gun Cleaner. Cured adhesive must be mechanically removed or allowed to wear off in time.
- For short-term storage, tighten the flow control knob until fully closed. Use can within 30 days of initial use. Store upright with foam dispensing gun attached. To reuse, shake vigorously for one minute before dispensing. Adjust flow control knob to the open position.

- For long-term storage, unscrew can and use GREAT STUFF PRO™ Gun Cleaner to clean uncured adhesive from the exterior assembly. Wear gloves and safety goggles while cleaning the gun. To clean the foam dispensing gun's interior assembly, invert can of cleaner and screw onto adapter, being careful not to overtighten. Spray until all adhesive is blown out of the foam dispensing gun and only cleaner is visible (approximately half the can of cleaner will be used). Allow the gun containing the solvent to sit for several minutes and repeat with a second flush.
- Do not leave a can of cleaner mounted on the foam dispensing gun. This will dissolve the lip seals inside the gun and render it useless. Foam escaping at the handle or trigger indicates a faulty seal.

NOTE: If this happens, the gun should be replaced. If the foam dispensing gun has not been cleaned, add a new can of GREAT STUFF PRO™ Wall & Floor Adhesive immediately. If left without a can attached, exposure to air and moisture will cause the foam in the gun to cure. A fresh can of adhesive may be left attached to a foam dispensing gun that has been cleaned for up to 30 days.

TIP

Treat your gun like a tool. The better you take care of it, the longer it will last.

- Read the label and Material Safety Data Sheet carefully before use.
- GREAT STUFF PRO™ Gun Cleaner contains isocyanate and a flammable blowing agent. Vapor may travel to other rooms. Ensure adequate ventilation. Shut off all pilot lights and extinguish open flames; eliminate all sources of ignition before use. Do not smoke or use lighters or matches while dispensing foam.
- Do not breathe vapor or mist. Use in well-ventilated areas or wear proper respiratory protection. Isocyanate is irritating to the eyes, skin and respiratory system, and may cause sensitization by inhalation or skin contact.
- GREAT STUFF PRO™ Gun Cleaner is very sticky and will adhere to most surfaces and skin. Do not get foam on skin. Wear gloves, and goggles or safety glasses. Cured foam must be mechanically removed or allowed to wear off in time.
- The contents are under pressure. The can may burst if left in areas susceptible to high temperatures, such as motor vehicles, or near radiators, stoves or other sources of heat. Do not place can in hot water. Do not puncture, incinerate or store at temperatures above 120°F (149°C).
- GREAT STUFF PRO™ Gun Cleaner should not be used around heaters, furnaces, fireplaces, recessed lighting fixtures or other applications where the foam may come in contact with heat-conducting surfaces. GREAT STUFF PRO™ foam will burn if exposed to open flame or sparks from highenergy sources, and it will start to thermally degrade if exposed to temperatures above 240°F (116°C) for long periods of time.

Not available for sale in South Coast and
Ventura air districts of California



In the United States

The Dow Chemical Company
Dow Building Solutions

200 Larkin Center
Midland, MI 48674

In Canada

Dow Chemical Canada ULC
Dow Building Solutions

2400, 215 – 2 Street S.W.,
Calgary, Alberta T2P 1M4

For Technical Information:

1-866-583-BLUE (2583) (English)
1-800-363-6210 (French)

For Sales Information:

1-800-232-2436 (English)
1-800-565-1255 (French)

dowbuildingsolutions.com

NOTICE: No freedom from any patent owned by Dow or others is to be inferred. Because use conditions and applicable laws may differ from one location to another and may change with time, Customer is responsible for determining whether products and the information in this document are appropriate for Customer's use and for ensuring that Customer's workplace and disposal practices are in compliance with applicable laws and other government enactments. The product shown in this literature may not be available for sale and/or available in all geographies where Dow is represented. The claims made may not have been approved for use in all countries or regions. Dow assumes no obligation or liability for the information in this document. References to "Dow" or the "Company" mean the Dow legal entity selling the products to Customer unless otherwise expressly noted. NO EXPRESS WARRANTIES ARE GIVEN EXCEPT FOR ANY APPLICABLE WRITTEN WARRANTIES SPECIFICALLY PROVIDED BY DOW. ALL IMPLIED WARRANTIES INCLUDING THOSE OF MERCHANTABILITY AND FITNESS FOR A PARTICULAR PURPOSE ARE EXPRESSLY EXCLUDED. The buyer assumes all risks as to the use of the material. Buyer's exclusive remedy or any claim (including without limitations, negligence, strict liability, or tort) shall be limited to the refund of the purchase price of the material. Failure to strictly adhere to any recommended procedures shall release The Dow Chemical Company of all liability with respect to the materials or the use thereof. The information herein is not intended for use by non-professional designers, applicators or other persons who do not purchase or utilize this product in the normal course of their business.

Dow Polyurethane Foam Insulation and Sealants

CAUTION: When cured, these products are combustible and will burn if exposed to open flame or sparks from high-energy sources. Do not expose to temperatures above 240°F (116°C). For more information, consult (Material) Safety Data Sheet ((M)SDS), call Dow at 1-866-583-BLUE (2583) or contact your local building inspector. In an emergency, call 1-989-636-4400 in the U.S. or 1-519-339-3711 in Canada. When air sealing buildings, ensure that combustion appliances, such as furnaces, water heaters, wood burning stoves, gas stoves and gas dryers are properly vented to the outside. See website: <http://www.epa.gov/iaq/homes/hip-ventilation.html>. In Canada visit <http://archive.nrc-cnrc.gc.ca/eng/ibp/irc/bsi/83-house-ventilation.html>.

GREAT STUFF PRO™ Insulating Foam sealant and adhesive products contain isocyanate and a flammable blowing agent. Read all instructions and (Material) Safety Data Sheet ((M)SDS), carefully before use. Eliminate all sources of ignition before use. Cover all skin. Wear long sleeves, gloves, and safety glasses or goggles. Not for use in aviation, or food/beverage contact, or as structural support in marine applications. Provide adequate ventilation or wear proper respiratory protection. Contents under pressure. Not to be used for filling closed cavities or voids such as behind walls and under tub surrounds; this improper use of the product could result in the accumulation of flammable vapors and/or uncured material. Failure to follow the warnings and instructions provided with the product, and/or all applicable rules and regulations, can result in injury or death.

GREAT STUFF PRO™ Gun Cleaner is flammable and contains acetone and propane. Read all instructions and (M)SDS carefully before use. Eliminate all sources of ignition before use. Cover all skin. Wear gloves, and goggles or safety glasses. Provide adequate ventilation or wear proper respiratory protection. Contents under pressure.

Building and/or construction practices unrelated to building materials could greatly affect moisture and the potential for mold formation. No material supplier including Dow can give assurance that mold will not develop in any specific system.